


Finding Major Keys with Flats using Solfege

Mr. Jackson
Written Proficiency Prep


Reminder

- Memorize this fact for your major key signatures! If you see a staff with no flats (or sharps) like this below, **Do** is on any C on the staff - You are in **C Major!**



Order of Flats

- Key Signatures with flats always have the same order in which they appear.



- Some phrases to help you remember the order of flats:
 - B E A D** - Greatest Common Factor
 - B**attle **E**nds **A**nd **D**own **G**oes **C**harles' **F**ather
 - B**read **E**ating **A**fter **D**inner **G**ets **C**ats **F**at

Major Keys with Flats

Let's Keep our Phrases at hand:

- B E A D** - Greatest Common Factor
- B**attle **E**nds **A**nd **D**own **G**oes **C**harles' **F**ather
- B**read **E**ating **A**fter **D**inner **G**ets **C**ats **F**at

# of Flats	Flats in Key Signature	Key Name (Major)
1	B	F Major
2	B E	B-Flat Major
3	B E A	E-Flat Major
4	B E A D	A-Flat Major
5	B E A D G	D-Flat Major
6	B E A D G C	G-Flat Major
7	B E A D G C F	C-Flat Major


Remember 3 Things:

- No Flats = Key of C**
- The Last Flat = Fa**
- Do = The Name of Your Major Key**

The Last Flat = Fa

- Look at the **LAST FLAT** (the flat that is furthest to the **RIGHT**) and identify that as **Fa**.
- Count forwards or backwards until you find **Do**. Wherever **Do** determines what key you are in!

* Don't forget to check your key signature!



Since **Do** always lands on the note "F", we are in the Key of **F Major**

Last Flat 'Fa' – Multiple Flats

Since **Do** always lands on the note "D-Flat", we are in the Key of **D-Flat Major**.

Last Flat 'Fa' – Multiple Flats

Since **Do** always lands on the note "G-Flat", we are in the Key of **G-Flat Major**.

➤ Notice a **'trick'** that can help you find **Do** faster?

True or False

- Examine the Key Signature below with the provided answer – is this answer correct?

➤ Since the **last flat** (A) is "Fa" – "Do" occurs on E AND
 ➤ The **second to last flat** is E, SO
 We are in the **Key of E**

FALSE

ALWAYS REMEMBER TO CHECK YOUR KEY SIGNATURE! IT WOULD BE IN THE KEY OF E-FLAT SINCE THERE IS AN E-FLAT IN THE KEY SIGNATURE!!

So Remember...

- No Flats = Key of C**
- The Last Flat = Fa***
- Do = The Name of Your Major Key**

- If multiple flats exist, the **2nd to Last Flat = Do**

MUSICAL CLUE: Played any Xylophones lately? ©
 You need Key Signatures to play them!!!